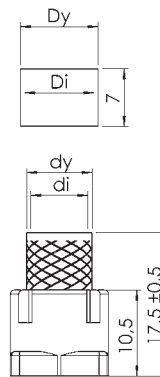
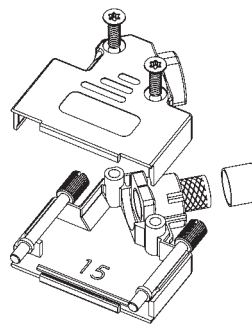


Shielded D-Sub Backshells DVZK-CZA Series

TECHNICAL SPECIFICATIONS

Material:	Zinc, Ni-plated
Temp. range:	-40°C - 120°C
Cable strain relief:	Outer crimpferrule with separate inner anchor ferrule
Cable diameter:	4.0 - 11.0 mm
Locking screws:	Long solid jackscrews with groove to indicate thread version
Cable outlet:	Angled
Attenuation factor:	> 40 dB between 30 MHz and 1 GHz




ANCHOR		
PART NR.	di	dy
CZA-3	3	4
CZA-4	4	5
CZA-5	5	6
CZA-6	6	7
CZA-7	7	8
CZA-8	8	9
CZA-9	9	10

CRIMP FERRULE		
PART NR.	Di	Dy
CZA-CF-6	6	7
CZA-CF-7	7	8
CZA-CF-8	8	9
CZA-CF-9	9	10
CZA-CF-10	10	11
CZA-CF-11	11	12
CZA-CF-13	13	14

PART NUMBERING SYSTEM

DVZK25 - CZA5-CF7 - - K



FEATURES

- Available in sizes 9, 15, 25 and 37
- Minimise interference from electromagnetic and RF sources
- Approved according VDE 0871, FCC 20780 and 89/336/EEC
- Non-static parts avoid ESD problems
- Accept round foil and braided cable types
- Company logotype available upon request
- Long jackscrews with UNC 4-40 thread as standard, M2.5, M2.6 or M3.0 as option
- For custom designed solutions, please consult factory